

## Supportive Living Accommodation

MCF uses a Rent Geared to Income program (RGI) which calculates rents using Line 150 of the applicant's most recent income tax return.

All supportive living lodges have a minimum rent that is calculated on the maximum government pensions available to seniors in Alberta.

Income information is collected and reviewed annually and any subsequent rent changes are effective July 1st.

The percent of income varies and is based on room size and amenities.

Rents include accommodation, three meals and refreshments daily, weekly housekeeping, linens, 24-hour non-medical staffing and an activity program.

Optional charges are paid to the Foundation for 3 tier cable television at a reduced bulk rate and for parking with a plug in..

## Eligibility Requirements

All single applicants must be a Canadian citizen, a minimum of 65 years old and be a resident of Canada for 10 consecutive years.

All couples: one must be 65 years old or over and the other must be at least 60 years old.

All applicants must be able to manage their own self-care, including dressing, taking medications and getting to meals without assistance. Some home care assistance is acceptable.

Tenants must be able to live in a group setting in a social, respectful and amicable way.

## Application

Anyone who meets the eligibility criteria can apply for housing with MCF.

The application has three parts; MCF's application providing personal information, MCF's completed medical form and the applicant's most recent year tax assessment notice showing line 150. All three must be completed before the applicant will be considered as a tenant.

### How can I apply?

Lodge applications can be mailed, faxed, picked up at any lodge or downloaded from the web site at [www.mcfhousing.com](http://www.mcfhousing.com) under "Housing" then choose "Supportive Living Application".

It is the applicant's responsibility to confirm that MCF has received their application.

## Application Process

Once a completed application is received with all three components, general information, MCF's completed medical form and the applicant is then priority rated according to the Provincial Government Priority Rating Guidelines and the applicant is placed on a wait list.

MCF will contact the applicant when a placement is available. If the applicant is interested in the available unit, they are required to make an appointment with the Facility Manager or their designate for a personal tour of the unit. The final determination of eligibility includes the tour and a personal interview with Resident Services.

MCF Housing for Seniors is obligated to protect private information.

*Lodge Accommodation Information & Rates Effective June 1, 2008*

## Supported Living Program

The Metropolitan Calgary Foundation provides affordable housing for seniors through a continuum of independent and supportive living options.



Metropolitan Calgary Foundation

Ph 403-276-5541 Fax 403-276-9152

#804, 7015 Macleod Trail SW  
Calgary, AB T2H 2K6  
[www.mcfhousing.com](http://www.mcfhousing.com)

## Northwest Locations

### 1. Shouldice Lodge

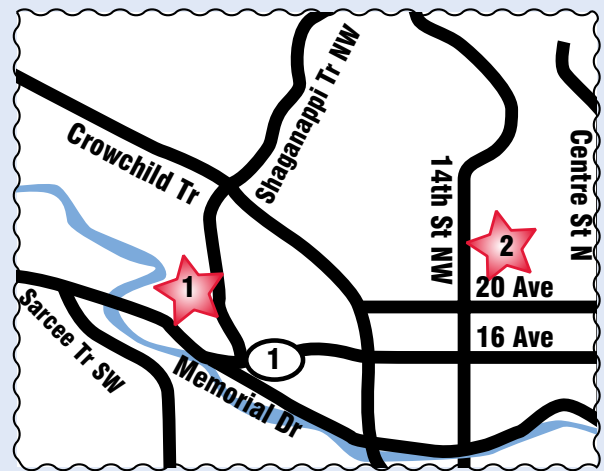
4730 – 19th Ave NW in Montgomery  
288-7977

RGI from 68%; Couples RGI from 65%  
Full baths in resident rooms

### 2. Confederation Park Lodge

1320 – 21st Ave NW  
in Confederation Park  
282-6060

RGI from 58%; One Couples Suite RGI at 62%  
½ bath in suite; shared bathing facilities on each wing

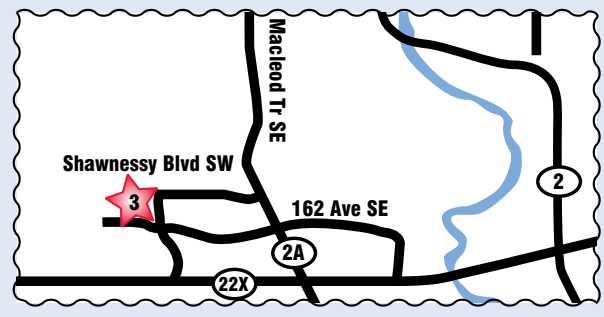


## Southwest Locations

### 3. Shawnessy Lodge

30 Shannon Place SW in Shawnessy  
256-4036

RGI from 72%; Couples RGI at 66%  
One barrier free unit at 73% RGI for applicants meeting MCF barrier free criteria.



## Southeast Locations

### 7. Beaverdam Lodge

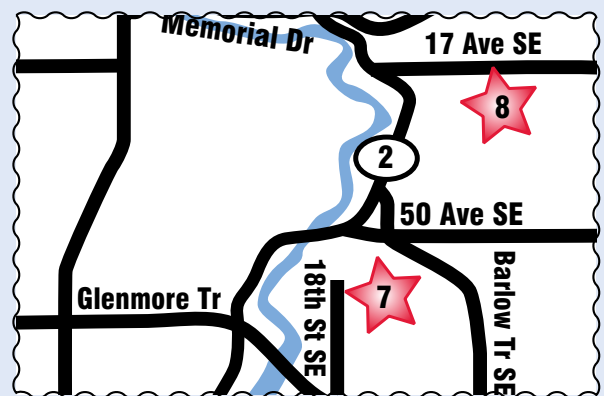
2012 – 66th Ave SE in Lynnwood  
279-4623

RGI from 68%; Couples RGI from 65%

### 8. Valleyview Lodge

2736 – 19th Ave SE in Southview  
248-1626

RGI from 58%; No Couple's Suites  
½ bath in suite, shared bathing facilities on each wing.



## Northeast Locations

### 4. Bow Valley Lodge

1020 Bow Valley Dr NE in Bridgeland  
264-6455

RGI from 68%; Couples RGI from 65%

### 5. Spruce Lodge

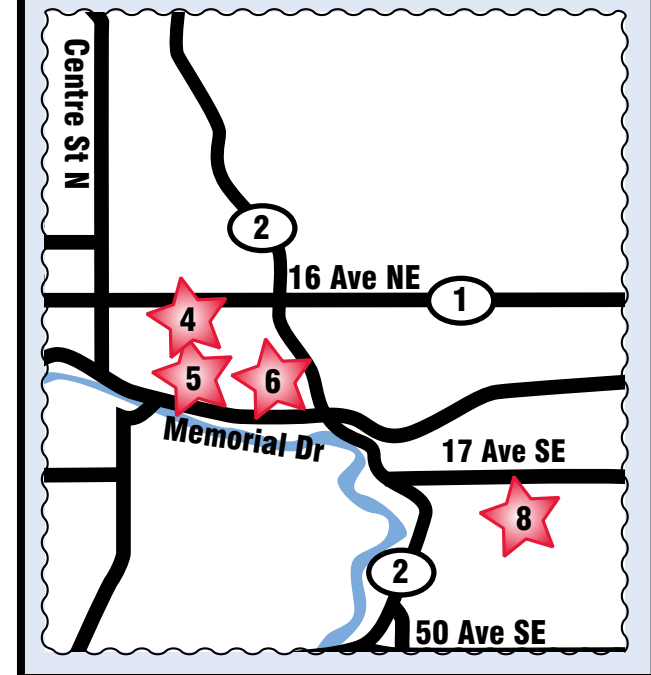
1055 Bow Valley Dr NE in Bridgeland  
266-2630

RGI from 71%; Couples RGI at 66%  
Barrier free units available at 73% RGI for applicants meeting MCF barrier free criteria.

### 6. Aspen Lodge

1171 Bow Valley Lane NE in Bridgeland  
265-2090

RGI from 71%; Couples RGI at 66%; Barrier free units available at 73% RGI for applicants meeting MCF barrier free criteria.



Maps not to scale.

Metropolitan Calgary Foundation, serving seniors since 1962.